

Инструкция

VF, VFS, VRB, VRG



VF 2



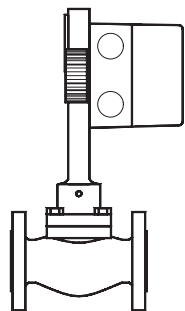
VF 3



VFS 2

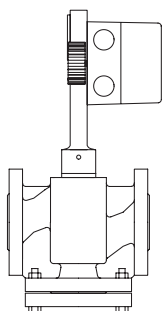


VRB, VRG



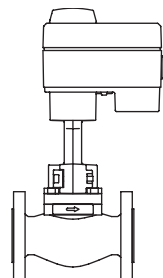
AMV 323

VF 2/3, VFS 2 $D_y = 15 - 50 \text{ mm}$
VRB, VRG $D_y = 15 - 50 \text{ mm}$



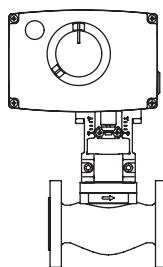
AMV 423, AMV 523

VF 2/3, VFS 2 $D_y = 15 - 100 \text{ mm}$
VRB, VRG $D_y = 15 - 50 \text{ mm}$



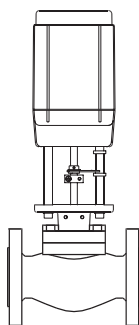
AMV(E) 15 / 16*

VF 2/3, VFS 2 $D_y = 15 - 50 (32^*) \text{ mm}$
VRB, VRG $D_y = 15 - 50 (32^*) \text{ mm}$



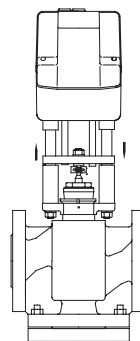
AMV(E) 25, 35

VF 2/3, VFS 2 $D_y = 15 - 100 \text{ mm}$
VRB, VRG $D_y = 15 - 50 \text{ mm}$



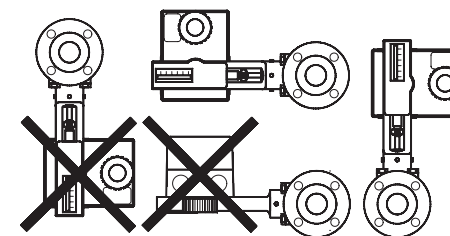
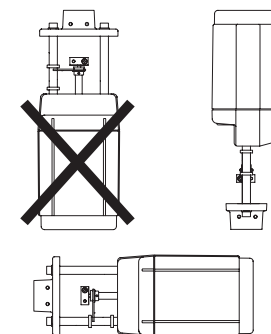
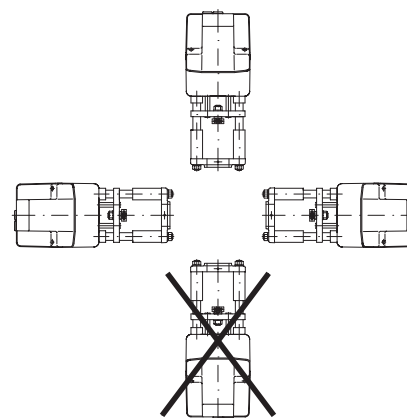
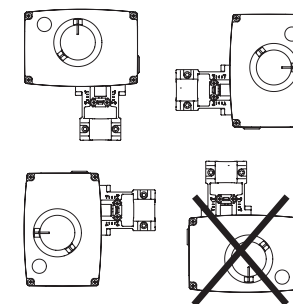
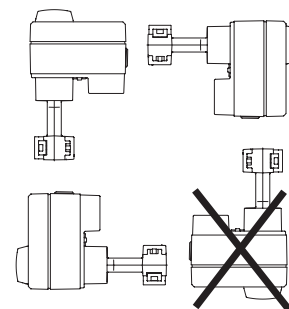
AMV(E) 55 / 56

VF 2/3 $D_y = 65 - 150 \text{ mm}$
VFS 2 $D_y = 65 - 100 \text{ mm}$



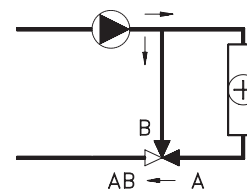
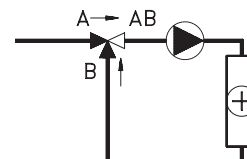
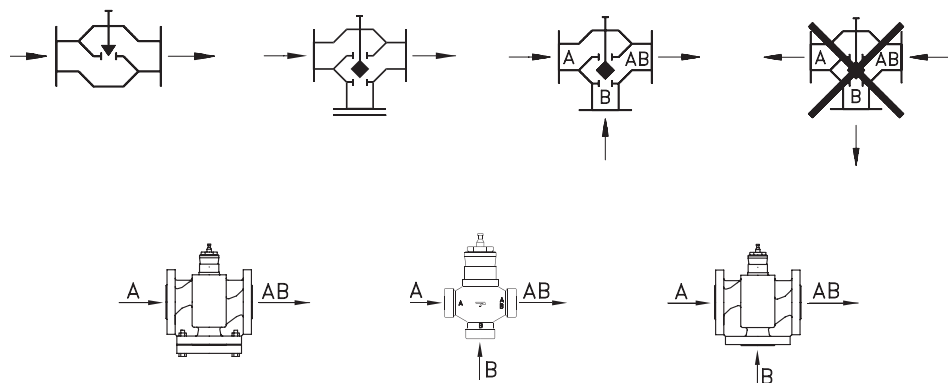
AMV(E) 85 / 86

VF 2/3 $D_y = 125 - 150 \text{ mm}$
VFS 2 $D_y = 65 - 100 \text{ mm}$

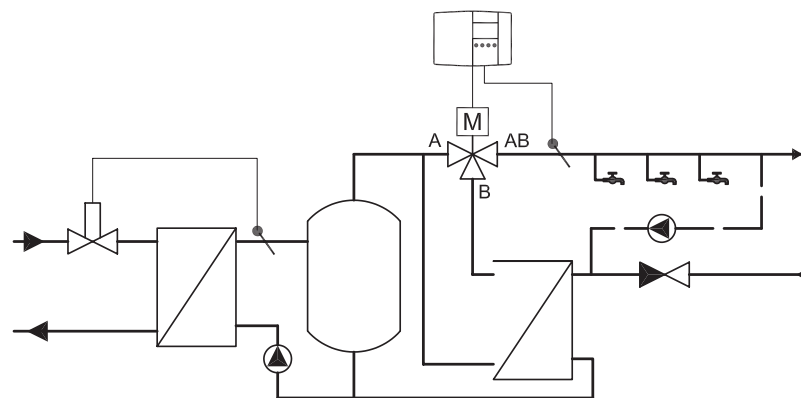


Инструкция

VF, VFS, VRB, VRG



Область применения только VRB 3



Примечание:

VRB 3 имеет сертификат DVGW.

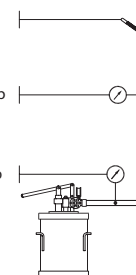
Может быть использован только как трехходового смесительный клапан.

VRB / VRG 3

Макс. t = 120°C
Мин. t = 0°C

Макс. P = 16 бар

Макс. P = 25 бар

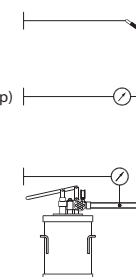


VF2 / VF3

Макс. t = 130°C(200°C)
Мин. t = 0°C

Макс. P = 16 бар (13 бар)

Макс. P = 25 бар



VFS 2

Макс. t = 120°C(200°C)
Мин. t = 0°C

Макс. P = 25 бар (20 бар)

Макс. P = 40 бар

